

*It's all about the lifestyle*



  
**Avan**

*The Avan Aspire Range*

[www.avan.com.au](http://www.avan.com.au)



## The Avan Aspire Range

*The Avan Aspire range has been specifically designed and constructed to bring maximum value to the adventurer and holiday maker.*

*This contemporary range of caravans combines superior construction, quality appliances and fittings with space saving designs. Smart interior design ensures maximum comfort and versatility, with the unmistakable feeling of class that's synonymous with Avan. The Aspire series is designed with active travellers in mind it's well suited to families and adventure seekers alike with an abundance of options and layouts to suit every travel need. You'll discover that the Aspire series is the best value caravan of its class in the market.*



## The Avan Advantage

*Avan's super-strength light weight aluminium composite panel construction' delivers superior strength and insulation without weight, meaning better fuel economy when travelling.*

*Every Avan Aspire features double-glazed and tinted windows, combined with all-round insulation to maximize your living comfort in all climate conditions. The Avan Aspire allows maximum ventilation, with its anti-jam blind & flyscreen system and fabulous two-piece entry door with retracting screen. What's more, the standard airconditioner ensures your comfort through the long and hot Australian summer! Along with a three-way fridge, cooktop & rangehood, plus so many other quality standard features, the Avan Aspire Series delivers all elements in affordable travel. Spoil yourself with a Style, Ambiance or Allure pack upgrade to give your van the most contemporary lighting and colour schemes on the market. Avan Aspire delivers more freedom to experience Australia's great outdoors.*

[www.avan.com.au](http://www.avan.com.au)







## External Features

1. Awning
2. Air conditioning (roof top)
3. Hot dipped galvanised chassis
4. 15" alloy wheels
5. Double glazed tinted windows
6. LED tail light
7. Two-piece entry door with retracting fly screen
8. Lockable water filler with mains pressure inlet
9. 2 water tanks on shower vans (single tank on 499 and non-shower models)
10. 2 x 4.5 kg gas bottles
11. LED patio light
12. 240v external power point
13. Step light
14. Boot light
15. Rear bumper, spare wheel, and jack
16. Entry door grab handle

*Layouts & features are subject to change without notice. Please check with your dealer prior to purchase.*

*It's all about the lifestyle*





## Internal Features

1. Plain timber over head doors
2. Gas electric hot water service (in shower toilet vans only)
3. Electric water pump
4. Cook top
5. 12v range hood
6. 3 way fridge
7. Microwave
8. Winding TV antenna with booster
9. House Battery and charger
10. LED ceiling lights
11. USB charging points
12. Retractable shower screen
13. Magazine holder
14. Reading lights



**The Adventure Pack boasts a host of additional features specifically designed for the more serious camper.**

### Adventure Pack Upgrades

16" alloys  
Upgraded suspension and chassis  
Checker plate reinforced side walls  
Slide out entry step  
Extra-large jockey wheel

\* Please allow up to an extra 200mm to the existing travel height and up to an additional 150kg to the current tare weight.





## Optional Upgrades Interior & Exterior

- > Adventure Pack
- > Style Pack
- > Allure Pack
- > Ambiance Pack
- > Entertainment Pack
- > Titanium Pack

\*Check with your dealer for additional  
Avan Aspire upgrade items.

[www.avan.com.au](http://www.avan.com.au)



*It's all about the lifestyle*

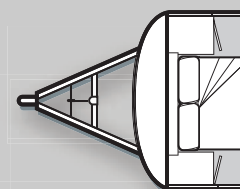
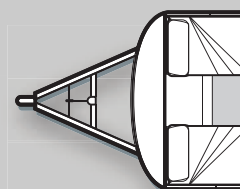
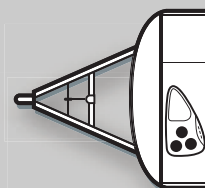
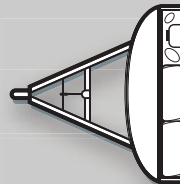
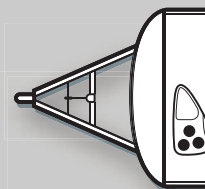
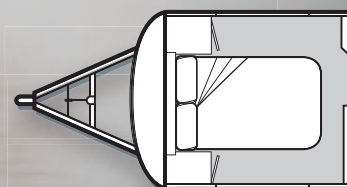
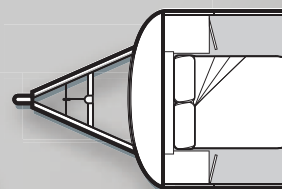
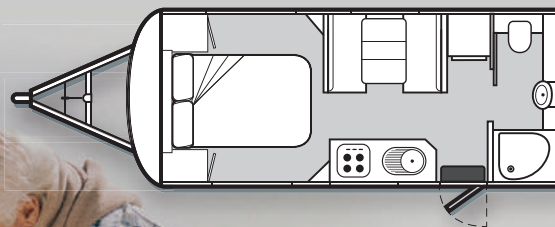


# ASPIRE COLLECTION SPECIFICATIONS

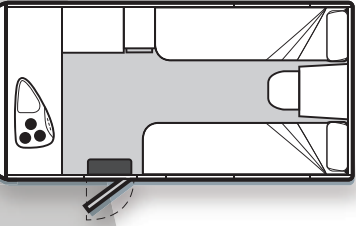
| MODEL                     | Body Length Exterior | Garage Length Overall | Travel Height | Interior Height | Width (Awning)* | Ball Weight (Approx) | Tare Weight (Approx)    |
|---------------------------|----------------------|-----------------------|---------------|-----------------|-----------------|----------------------|-------------------------|
| ASPIRE 402 - POP TOP      | 3860mm               | 5330mm                | 2910mm*       | 2045mm          | 2390mm          | 135kg                | 1040kg                  |
| ASPIRE 402 - HARD TOP     | 3860mm               | 5330mm                | 2700mm*       | 1915mm          | 2390mm          | 115kg                | 1040kg                  |
| ASPIRE 470 - POP TOP      | 4700mm               | 6360mm                | 2430mm*       | 2045mm          | 2390mm          | 140kg                | 1390kg                  |
| ASPIRE 470 - HARD TOP     | 4700mm               | 6360mm                | 2700mm        | 1915mm          | 2390mm          | 140kg                | 1420kg                  |
| ASPIRE 484 - 1 - POP TOP  | 4890mm               | 6360mm                | 2450mm        | 2045mm          | 2390mm          | 130kg                | 1350kg                  |
| ASPIRE 484 - 1 - HARD TOP | 4890mm               | 6360mm                | 2700mm        | 1915mm          | 2390mm          | 130kg                | 1380kg                  |
| ASPIRE 484 - 2 - POP TOP  | 4990mm               | 6460mm                | 2450mm        | 2045mm          | 2390mm          | 110kg                | 1370kg                  |
| ASPIRE 484 - 2 - HARD TOP | 44990mm              | 6460mm                | 700mm         | 1915mm          | 2390mm          | 120kg                | 1400kg                  |
| ASPIRE 499 - POP TOP      | 4890mm               | 6360mm                | 2450mm*       | 2045mm          | 2390mm          | 105kg                | 1250kg                  |
| ASPIRE 499 - HARD TOP     | 4890mm               | 6360mm                | 2700mm*       | 1915mm          | 2390mm          | 110kg                | 1250kg                  |
| ASPIRE 525 - POP TOP      | 5180mm               | 6850mm                | 2450mm*       | 2045mm          | 2390mm          | 145kg                | 1270kg (525 S/T 1320kg) |
| ASPIRE 525 - HARD TOP     | 5180mm               | 6850mm                | 2700mm*       | 1915mm          | 2390mm          | 145kg                | 1270kg (525 S/T 1320kg) |
| ASPIRE 555 - POP TOP      | 5360mm               | 6900mm                | 2460mm*       | 2045mm          | 2390mm          | 135kg                | 1455kg                  |
| ASPIRE 555 - HARD TOP     | 5360mm               | 6900mm                | 2750mm*       | 1915mm          | 2390mm          | 135kg                | 1455kg                  |
| ASPIRE 563 - POP TOP      | 5490mm               | 7090mm                | 2450mm*       | 2045mm          | 2390mm          | 125kg                | 1615kg                  |
| ASPIRE 563 - HARD TOP     | 5490mm               | 7090mm                | 2700mm*       | 1915mm          | 2390mm          | 125kg                | 1660kg                  |
| ASPIRE 572 - HARD TOP     | 7180mm               | 5720mm                | 2590mm        | 1915mm          | 2435mm          | 140kg                | 1785kg                  |
| ASPIRE 587/1 - HARD TOP   | 5870mm               | 7550mm                | 2700mm*       | 1915mm          | 2390mm          | 110kg                | 1855kg                  |
| ASPIRE 587/2 - HARD TOP   | 5870mm               | 7550mm                | 2700mm*       | 1915mm          | 2390mm          | 110kg                | 1855kg                  |
| ASPIRE 587/3 - HARD TOP   | 5870mm               | 7550mm                | 2700mm*       | 1915mm          | 2390mm          | 130kg                | 1855kg                  |
| ASPIRE 587/4 - HARD TOP   | 5870mm               | 7550mm                | 2880mm*       | 1915mm          | 2435mm          | 120kg                | 1980kg                  |
| ASPIRE 604 - HARD TOP     | 6040mm               | 7700mm                | 2700mm*       | 1915mm          | 2390mm          | 140kg                | 1950kg                  |
| ASPIRE 617/1 - HARD TOP   | 6170mm               | 7700mm                | 2700mm*       | 1915mm          | 2390mm          | 140kg                | 1950kg                  |
| ASPIRE 617/1 - HARD TOP   | 6170mm               | 7700mm                | 2700mm*       | 1915mm          | 2390mm          | 140kg                | 1950kg                  |

\*200mm travel height allowance to the existing travel height of vans with the 'Adventure Pack' option.

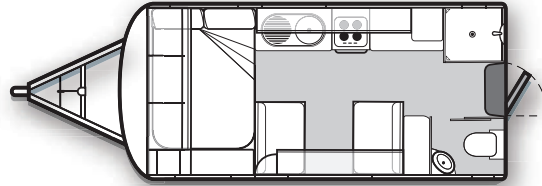
Aspire 587-1



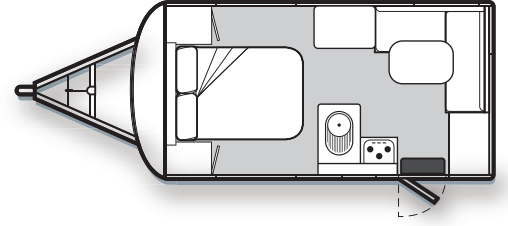
Aspire 402



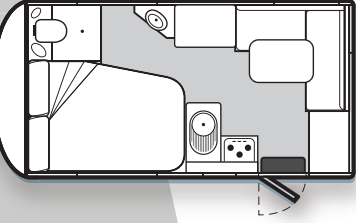
Aspire 470



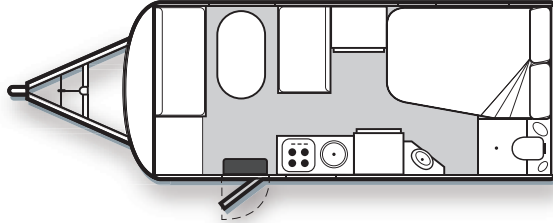
Aspire 484



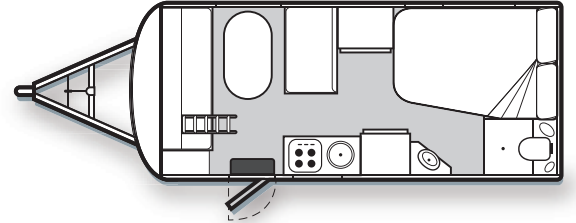
Aspire 484 - 2



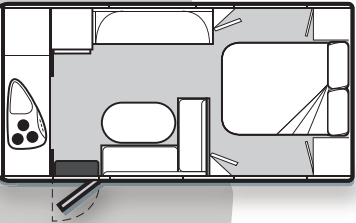
Aspire 499



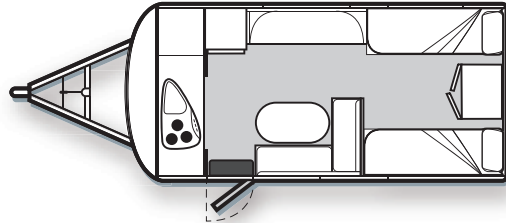
Aspire 499 Bunk



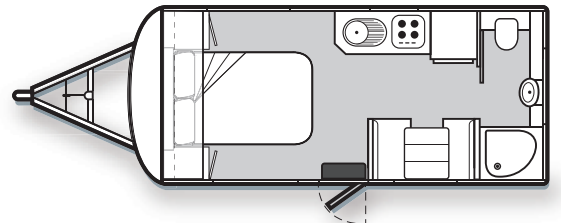
Aspire 525



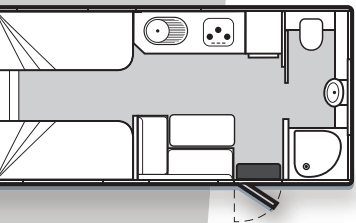
Aspire 525 Single Bed



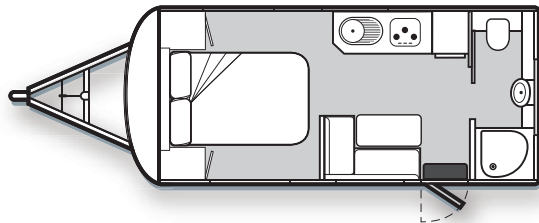
Aspire 555



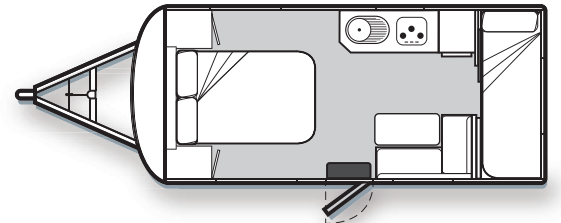
Aspire 555 - 2




Aspire 555 - 3



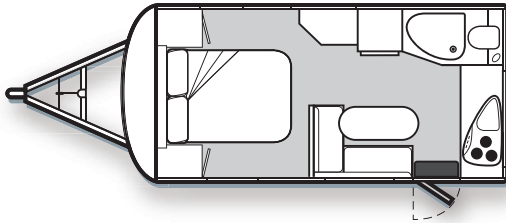
Aspire 555 - 4



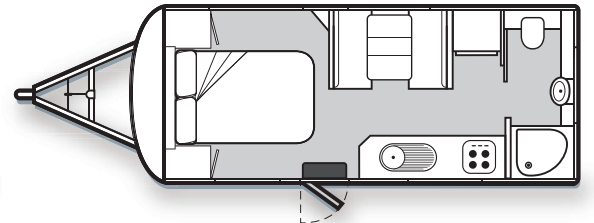
Aspire 555-5



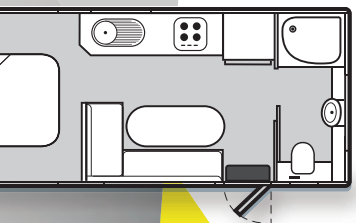
Aspire 563



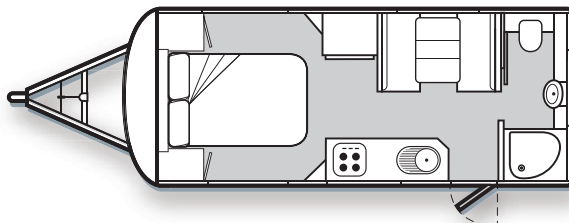
Aspire 572



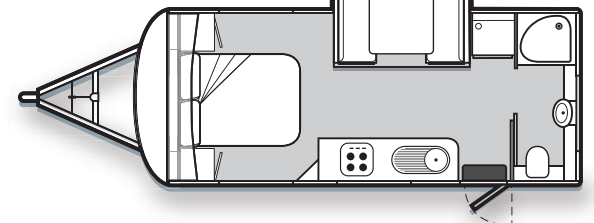
Aspire 587 - 2



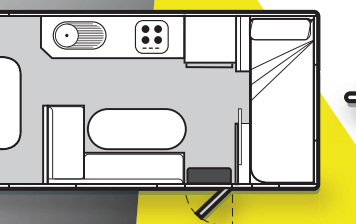
Aspire 587 - 3



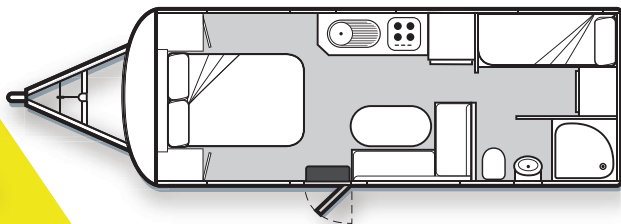
Aspire 587-4



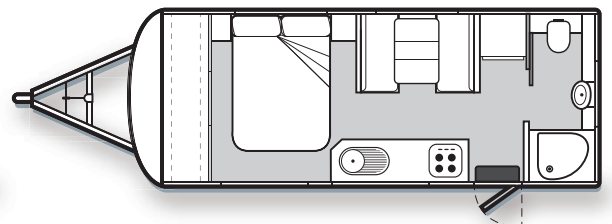
Aspire 604



Aspire 617-1



Aspire 617-2



*It's all about the lifestyle*



## AVAN ASPIRE PRODUCT CATALOGUE

### **Avan... Others Follow.**

*Illustrations are not always standard units. Plans, dimensions and weights are subject to change without notice due to ongoing design and development of product and are subject to ©Copyright. All patents pending. Reproduction of materials may vary at time of manufacture. Please check with your Avan dealer to ensure your chosen van specifications, equipment and colours are available prior to placing order.*

*Avan Campers, Caravans, Motorhomes ©Copyright 2020*



*Authorised Dealer:*